



BOUGANVILLEA BOWL - Alt: 250/300



BOUGANVILLEA BOWL - Alt: 200/250



BUXUS MICR. "Faulkner" BOWL - Diam: 70/80 STOCK !!



BUXUS MICR. "Faulkner" POT - Alt: 100h x 80w x 70 pessure Misura : 100H X 80W X 70 Pessure



BUXUS MICR. "Faulkner" POT - Diam: 90/0100



BUXUS MICR. "Faulkner" POT - Diam: 70/80



BUXUS SEMPERVIRENS BOWL - Alt: 150



CAMELLIA JAPONICA POT - Alt: 250/280



CAMELLIA JAPONICA POT - Alt: 110h x 80w Misura Spalliera / Size Spalier 110h x 80w



CARPINUS BETULUS POT - Alt: 300x150 Misura Spalliera- Size Frame : 150w x 300h



CARPINUS BETULUS POT - Alt: 250x150 Misura spalliera/Size frame 250h x 150w



CARPINUS BETULUS POT - Alt: 400h x 150w Misura spalliera/Size frame 400h x 150w



CARPINUS BETULUS POT - Circ: 12-14 Misura Spalliera 120h x 150w



CARPINUS BETULUS POT - Circ: 14-16 Misura Spalliera /Size Spalier 150h x 120w



CARPINUS BETULUS POT - Circ: 20-25 Alt: 220 Misura Cubo/ Size Cube 100x100x100



CERCIS SILIQUASTRUM ROOTBALL - Ait: 150/200



CUPRESSOCYPARIS CASTLEWELLAN GOLD POT - Alt: 300/+



CUPRESSOCYPARIS LEYLANDII POT - Circ: 20-30 SPALIER 150h x 152w



CUPRESSOCYPARIS LEYLANDII POT - Circ: 25-30 Misura Spalliera /Size Spalier 150x150x150



CUPRESSOCYPARIS LEYLANDII "Castl. Gold" BOWL - Alt: 160/170



CUPRESSOCYPARIS LEYLANDII "Castl. Gold" POT - Alt: 250/+



CUPRESSOCYPARIS LEYLANDII "Castl. Gold" POT - Alt: 180/200



CUPRESSOCYPARIS LEYLANDII "Cast. Gold" POT - Alt: 160/170 Bonsai Dishes



CUPRESSUS SEMPERVIRENS POT - Alt: 450 Circ: 30-35 Alt: 200



ELAEAGNUS EBBINGEI POT - Alt: 180x120 Misura spalliera/Size frame 180h x 120w



ELAEAGNUS EBBINGEI POT - Alt: 150h x 100w Misura spalliera/Size frame 150h x 100w



ELAEAGNUS EBBINGEI POT - Alt: 250x150 Misura Spalliera /Size Spalier 250h x 150w



ELAEAGNUS EBBINGEI POT - Alt: 300x150 Misura Spalliera /Size Spalier 300h x 150w



ELAEAGNUS EBBINGEI POT - Alt: 120 Misura Spalliera /Size Frame 80w x 100h



ELEAGNUS EBBINGEI POT - Circ: 10-12 Alt: 140 SPALIER h 80 X 100 w



ELEAGNUS EBBINGEI POT - Circ: 10-12 SPALIER 80h x 120w



ELEAGNUS EBBINGEI POT - Alt: 100 SPALIER h80x100w



ELEAGNUS EBBINGEI POT - Alt: 300h x 150 w SPALIER h 300x 150 w



ELEAGNUS EBBINGEI POT - Alt: 300h x 150w SPALIER h 300x 150 w



ELEAGNUS EBBINGEI POT - Alt: 250x150



ELEAGNUS EBBINGEI POT - Alt: 80h x 120w Misura Spalliera/ Size Spallier 120w x 80h



ELEAGNUS EBBINGEI POT - Alt: 90h x 150w Misura spalliera / Size spalier



ILEX CRENATA "Kimne" POT - Diam: 30-40 Alt: 90



ILEX CRENATA "Kimne" POT - Diam: 30/40 Alt: 70




ILEX CRENATA "Kimne" POT - Diam: 70/80 Alt: 90



ILEX CRENATA "Kimne" POT - Alt: 100/110



ILEX CRENATA "Kimne" POT - Alt: 80/90



ILEX CRENATA "Kimne" POT - Alt: 160/+



ILEX MUTCHAGARA "Nellie R.Stevens" POT - Circ: 14-16 Misura Spalliera /Size Spalier 150h x150w



ILEX MUTCHAGARA "Nellie R.Stevens" POT - Circ: 12-14 Misura Spalliera /Size Spalier 150h x 150w



ILEX MUTCHAGARA "Nellie R.Stevens" POT - Circ: 14/16



ILEX MUTCHAGARA "Nellie R.Stevens" POT - Alt: 150/+



ILEX MUTCHAGARA "Nellie R.Stevens" POT - Alt: 140/+



ILEX NELLIE STEVENS POT - Circ: 12-14 SPALIER 100x150



JUNIPERUS CHINENSIS "Pfitzeriana Glauca" BOWL - Alt: 140/150



JUNIPERUS PFITZERIANA BOWL - Alt: 110/120



JUNIPERUS PFITZERIANA "Glauca" BOWL - Alt: 180/200



JUNIPERUS PFITZERIANA "Glauca" BOWL - Alt: 110/120



JUNIPERUS PFITZERIANA "Glauca" BOWL - Alt: 200/220



JUNIPERUS SABINA BOWL - Alt: 120/130



JUNIPERUS SABINA BOWL - Alt: 120/130



LAGERSTROEMIA INDICA POT - Alt: 300/+



LIGUSTRUM JAPONICUM POT - Alt: 120h x 150w Misura spalliera / Size Roof 120h x 150w



LIGUSTRUM JAPONICUM POT - Circ: 10-12 Misura tetto / Size Roof 100x100x100



LIGUSTRUM JONANDRUM POT - Alt: 100/120



LIGUSTRUM JONANDRUM POT - Circ: 14-16 Diam: 60/70 Alt: 140



LIGUSTRUM JONANDRUM POT - Circ: 14-16 Diam: 60/70 Alt: 100



LIQUIDAMBAR STYRACIFLUA POT - Alt: 180x120 Misura spalliera/Size frame 180h x 120w



LIQUIDAMBAR STYRACIFLUA POT - Alt: 250h x 150w Misura spalliera/Size frame 250h x 150w




LIQUIDAMBAR STYRACIFLUA POT - Circ: 12-14 Misure tetto/ size roof 100x100x100



LIQUIDAMBAR STYRACIFLUA POT - Alt: 120h x 150w Circ: 12-14 Misura spalliera /Size Spalier 120h x 150w



LOROPETALUM CHINENSIS "Fire Dance" POT - Alt: 120h x 80w Misura Spalliera / Size Spalier 120h x 80w



LOROPETALUM CHINENSIS "Fire Dance" POT - Alt: 250/300 wood box 80 x 110 x 100



MAGNOLIA GALLISONIENSIS POT - Circ: 14-16 Misura tetto/Size roof 100x100x100x100



MORUS (gelso) Fruitless POT - Circ: 14-16 Alt: 240 Misura tetto / Size roof 100 x 100 x 100 x 100




PHOTINIA x FRASERI "Red Robin" POT - Alt: 300 h x 150 w



PHOTINIA x FRASERI "Red Robin" POT - Circ: 14-16 Misura spalliera/Size spalier 150x150x150




PHOTINIA x FRASERI "Red Robin" POT - Circ: 12-14 Misura spalliera/Size frame 100h x 150w



PHOTINIA x FRASERI "Red Robin" POT - Alt: 200h x 120w Misura Spalliera / Size Spalier 200h X 120w



PHOTINIA x FRASERI "Red Robin" POT - Circ: 10-12 Alt: 150 Misura Spalliera /Size Spalier 120h x 150w



PHOTINIA x FRASERI "Red Robin" POT - Alt: 400h x 150w Misure spalliera/ Size spalier 400h x 150w



PHOTINIA x FRASERI "Red Robin" POT - Alt: 250h x 150w Misura spalliera / Size Spalier 250h x 150w




PHOTINIA x FRASERI "Red Robin" POT - Alt: 300h x 150w Misura Spalliera / Size Spalier 300h x 150w



PHOTINIA x FRASERI "Red Robin" POT - Circ: 8-10 Misura tetto/Size Roof 100x100x100



PHOTINIA x FRASERI "Red Robin" POT - Alt: 150h x 100w Misura Spalliera / Size Spalier 150h x 100w



PHOTINIA x FRASERI "Red Robin" POT - Circ: 8-10 Alt: 150 Misura Spalliera / Size Spalier v90h x 110w



PHOTINIA x FRASERI "Red Robin" POT - Alt: 300h x 150w Misura Spalliera / Size Spalier



PHOTINIA FRASERI CARRE ROUGE BOWL - Alt: 180/200



PHOTINIA FRASERI CARRE ROUGE POT - Alt: 180h x 120w Misura Spalliera / Size Spalier 180h x 120w



PHYLLIREA ANGUSTIFOLIA POT - Alt: 300h x 150w



PINUS NIGRA "Austriaca" POT - Alt: 300/+



PINUS PARVIFLORA "Bonsai" POT - Alt: 200h x 200w



PINUS SYLVESTRIS BOWL - Alt: 150/160



PINUS SYLVESTRIS "Watereri" POT - Alt: 180/200



PLATANUS ACERIFOLIA POT - Circ: 16-18 Alt: 220/+ Misura tetto/Size roof 100x100x100x



PLATANUS ACERIFOLIA "Alphen's Globe" POT - Circ: 18-20 Misura spalliera/Size frame 100h x 150w



PLATANUS ACERIFOLIA "Alphen's Globe" POT - Alt: 280 Misura tetto/Size roof 150x150x150



PRUNUS LUSITANICA "Angustifolia" POT - Alt: 280 h x 140w



PYRACANTHA POT - Alt: 180h x 120w Misura Spalliera /Size Spalier 180h x 120w



PYRACANTHA POT - Alt: 100w x 150h Misura spalliera / Size Spalier 100w x 150h



PYRACANTHA POT - Alt: 160w x 120h Misura spalliera/ Size spalier 160w x 120h



QUERCUS ILEX POT - Circ: 14-16 SPALIER 150 h x 120 w



QUERCUS ILEX POT - Circ: 20-25 CUBO 100x100x100



QUERCUS ILEX POT - Circ: 25-30 SPALIER 150h x 120 w



QUERCUS ILEX POT - Circ: 10-12 SPALIER h 150 x 120



QUERCUS ILEX POT - Circ: 20-25 SPALIER 150 x 150



QUERCUS ILEX POT - Circ: 25-30 SPALIER 150 x 150




QUERCUS ILEX POT - Circ: 12-14 SPALIER h 150 x 120 w



SOPHORA JAPONICA "Pendula" POT - Alt: 250/+




TAXUS BACCATA BOWL - Alt: 150/+



TAXUS BACCATA BOWL - Alt: 130/+



TAXUS BACCATA BOWL - Alt: 100/110



TAXUS BACCATA POT - Diam: 40/+ Alt: 90



TAXUS BACCATA POT - Alt: 150/+




TAXUS BACCATA POT - Alt: 100/+



TAXUS BACCATA POT - Alt: 150/+



TAXUS BACCATA POT - Alt: 170/180




TAXUS BACCATA 'Dovastonianiana' POT - Alt: 200w X 250h Spalier 200w x 150h



TAXUS MEDIA "Hicksii" POT - Alt: 120x80 Misura spalliera / Size Spalier 120h x 80w



TRACHELOSPERMUM JASMINOIDES POT - Alt: 300x120 Misura spalliera / Size Spalier 300hx120w



TRACHELOSPERMUM JASMINOIDES POT - Alt: 150h x 100w Misura Spalliera / Size Spalier 150h x 100w



TRACHELOSPERMUM JASMINOIDES POT - Alt: 220h x 20w



TRACHELOSPERMUM JASMINOIDES POT - Alt: 120h x 80w



TRACHYCARPUS FORTUNEI POT - Alt: 120 Price per cm 1,50



TRACHYCARPUS FORTUNEI POT - Alt: 300/350 h trunk 250/300



TRACHYCARPUS FORTUNEI POT - Alt: 2508300



TRACHYCARPUS FORTUNEI POT - Alt: 180/200



TRACHYCARPUS FORTUNEI POT - Alt: 150/180



WISTERIA SINENSIS POT - Alt: 150h x 300 w



WISTERIA SINENSIS POT - Alt: 220



WISTERIA SINENSIS POT - Alt: 140 Misura Spalliera / Size Spalier 120h x 180w



WISTERIA SINENSIS POT - Circ: 8-10



WISTERIA SINENSIS POT - Diam: 100 Alt: 160